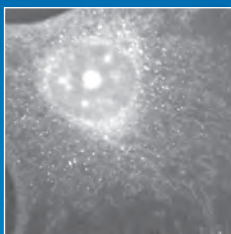



▶ GET WET with WETSEM™

QuantomiX WETSEM™ technology enables Scanning Electron Microscopy of wet samples, simply by using the unique QX capsules.


Fully-hydrated cells, tissue biopsies, food, ink and more can now be imaged and analyzed in their native environment.



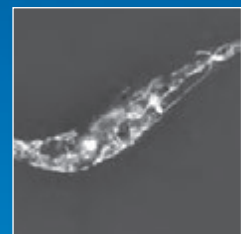
NIH-3T3 cell



Nanoparticles



Rat sciatic nerve



Trypanosoma brucei



EI-Mul

Electron & Ion
Detection Solutions

Tel: +972-8-9422677
www.el-mul.com

info@el-mul.com
www.wetsem.com



Tailored OEM Detection Solutions

Design and manufacture of breakthrough hybrid detectors for advanced electron and ion beam tools

EI-Mul Technologies is an experienced solution provider and OEM manufacturer of charged particle detectors and devices for analytical instruments and semiconductor inspection systems



You Can
Detect
The Difference